



## JANUARY REPORT

### STATE-BY-STATE: A LOOK AT THE DATA


*"Introducing RYAH Data, our new data analytics report leveraging insights from our proprietary data lake."  
- Gregory Wagner,  
CEO, Ryah Medtech, Inc.*

## THE QUESTION

America is a patchwork of medical cannabis regulation. What states have the most patients reporting through RYAH Data?

Do strain preferences or ailments treated vary depending on the state the patient lives in?

### FOR MORE INFORMATION CONTACT

 205 East 42nd Street 14th floor  
New York 10017

 +1 917.210.0543

 [info@ryah.com](mailto:info@ryah.com)

 <https://ryah.com>  
<https://ryahgroup.com/>

## THE ANSWER

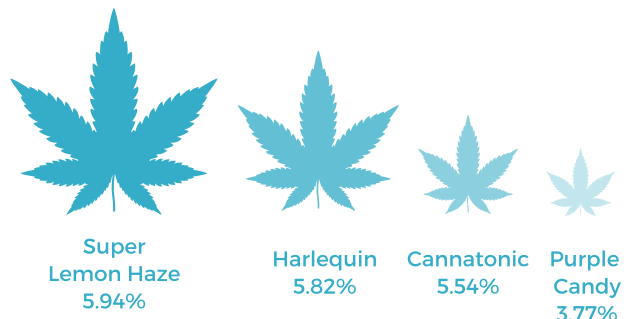
**42,483 patients from the top ten medical cannabis states reported through RYAH Data between January 1 2018, and January 17 2020.**

The states with the most patients have a variety of programs, some of which are not yet fully operational.

Patients overwhelmingly use the plant for five main concerns: anxiety, depression, stress, pain, and insomnia. There are small variations in the conditions treated between the top states.

There are big differences in strain preference. Californian patients tend to prefer high CBD strains, while Florida and Oklahoma lean towards strains with higher or more balanced THC ratios.

### AMERICA'S FAVORITE STRAINS



This report is based on information pulled from RYAH Data between January 1, 2018, and January 17, 2020

## ADDITIONAL DATA

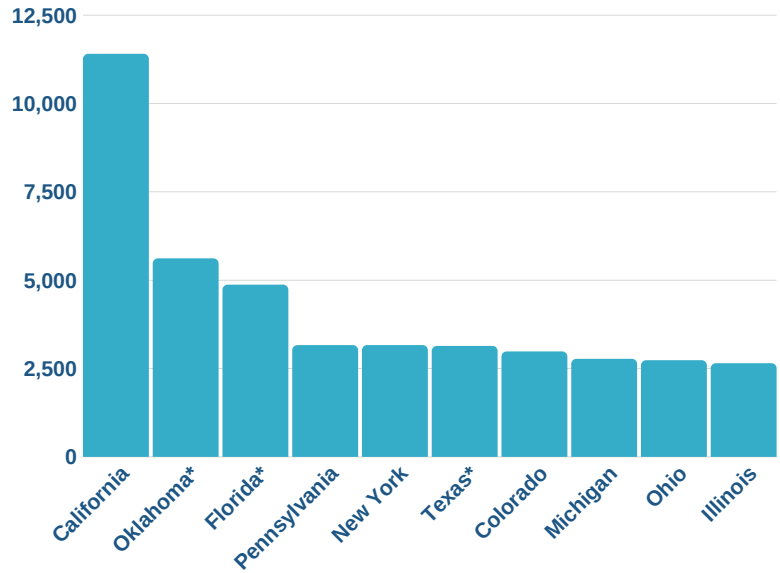
The State of the States 2018 Report by American Safe Access, uses an in-depth rubric for grading each state's medical cannabis access. [3]

The analysis based on patient rights, civil protections, accessibility of medicine, ease of navigation, functionality, and consumer safety, determined seven states received top marks at B+.

These states included: California, Hawaii, Nevada, Illinois, Michigan, Ohio and Oregon. Of these, four are also on RYAH Data's list of top states by number of patients.

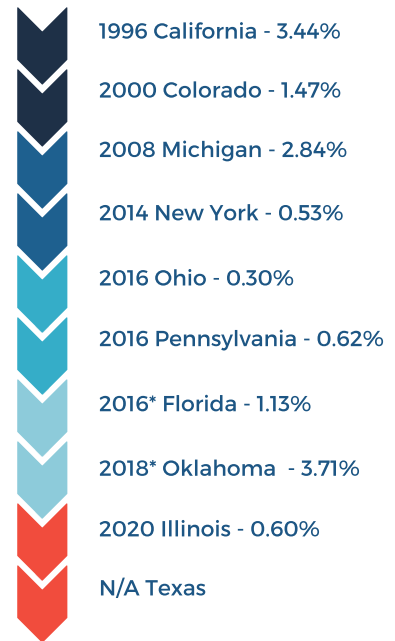
## NATIONAL DATA

### TOP STATES BY NUMBER OF PATIENTS

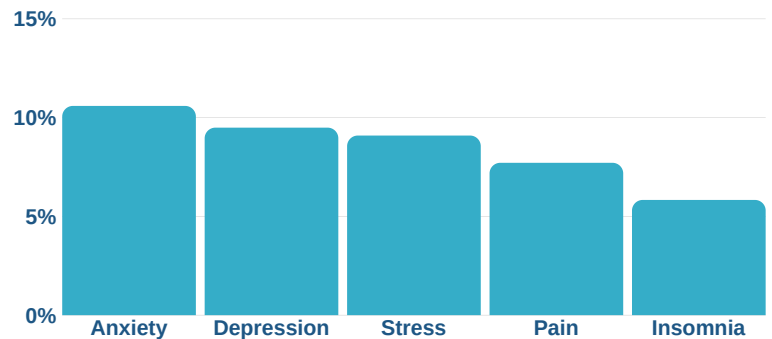


### YEAR LEGALIZED & PERCENTAGE OF POPULATION ESTIMATED TO BE MEDICAL CANNABIS PATIENT [1][2]

(\*LEGISLATION PASSED, NOT YET OPERATIONAL)

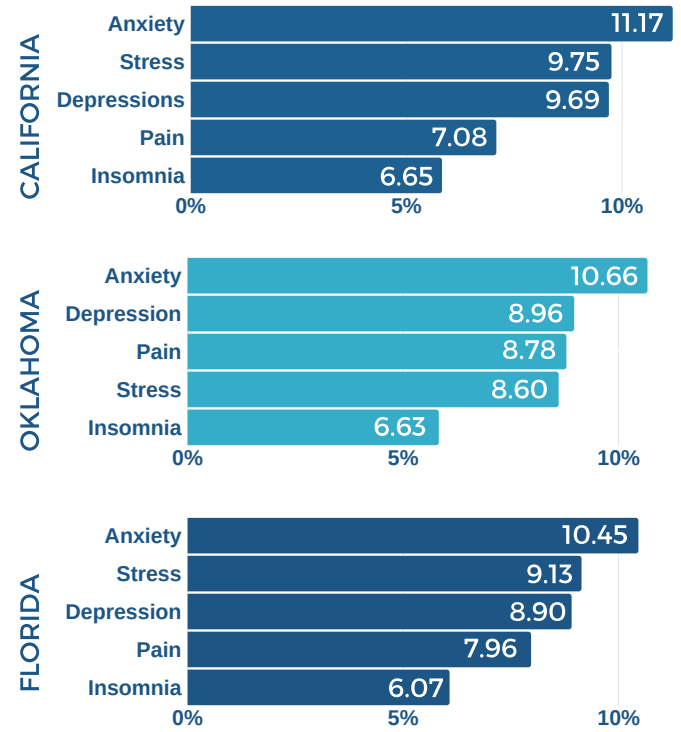


### TOP AILMENTS TREATED




# STATE DATA

## AILMENTS TREATED IN TOP 3 STATES



## TOP STRAINS BY STATE



## ADDITIONAL SOURCES

(1)

"Hanson, Karmen, and Alise Garcia. "State Medical Marijuana Laws." State Medical Marijuana Laws, 16 Oct. 2019. [www.ncsl.org/research/health/state-medical-marijuana-laws.aspx](http://www.ncsl.org/research/health/state-medical-marijuana-laws.aspx).

(2)

Project, Marijuana Policy. "Medical Marijuana Patient Numbers." MPP, 10 July 2019, [www.mpp.org/issues/medical-marijuana/state-by-state-medical-marijuana-laws/medical-marijuana-patient-numbers/](http://www.mpp.org/issues/medical-marijuana/state-by-state-medical-marijuana-laws/medical-marijuana-patient-numbers/).

(3)

"Medical Marijuana Access in the United States: A Patient Focused Analysis of the Patchwork of State Laws." Edited by Americans for Safe Access, 2018 Annual Report, 2018, [american-safe-access.s3.amazonaws.com/sos2018/2018\\_State\\_of\\_the\\_States\\_Report\\_web.pdf](https://american-safe-access.s3.amazonaws.com/sos2018/2018_State_of_the_States_Report_web.pdf).

### FOR MORE INFORMATION CONTACT



205 East 42nd Street 14th floor  
New York 10017



+1 917.210.0543



[info@ryah.com](mailto:info@ryah.com)



<https://ryah.com>